

ARCHITECT:
DVA
 400 PROFESSIONAL DRIVE
 SUITE 200
 GAITHERSBURG MD 20879
 (P) 301.590.8900
 (F) 301.590.8620

PROJECT:
**DUPONT FABROS TECHNOLOGY
 ACC 7 DATA CENTER**
 21625 Gresham Drive, Ashburn,
 Virginia 20147

DROWING LIST

- 1.01 SECURITY OFFICE A-102. PLAN;
- 1.02 SECURITY OFFICE A-102. ELEVATION;
- 1.03 SECURITY OFFICE A-102. ELEVATION;
- 1.04 SECURITY OFFICE A-102. SECTIONS.
- 1.05 SECURITY OFFICE A-102. SECTIONS.
- 2.01 BREAK ROOM A-115. PLAN; ELEVATION;
- 2.02 BREAK ROOM A-115. SECTION;
- 3.01 MEN'S A-123, WOMEN'S A-125 PLAN; ELEVATION; SECTION.
- 4.01 WORK ROOM A-152 . PLAN; ELEVATION; SECTION;
- 5.01 SHOWER A-126. PLAN; ELEVATION; SECTION;

CONTRACTOR: -

MATERIAL LIST

- 1 MELAMINE PANOLAM S445 ALMOND
- 2 1/2" WHITE MELAMINE
- 3 3/4" SHOP GRADE BIRCH PLYWOOD
- 4 11/16" FLAKE BOARD
- 5 15/16" FLAKE BOARD
- 6 3/4" FLAKE BOARD W/PLASTIC LAMINATE AND BACKER
- 7 1" FLAKE BOARD W/PLASTIC LAMINATE AND BACKER
- 8 SOLID SURFACE MATERIAL 1/2" FOR COUNTERTOPS NATURAL QUARTZ BY CAMBRIA USA
- 9 BIRCH PLANE SLICED VENEER SLIP MATCH A/1 ON MDF, CLEAR FINISH
- 10 BELLAGUARD SCULPTURED WALL PANEL RJF 103 RUN HORIZONTAL, COLOR CO23 KOROSEAL
- 11 3/4" THICK BIRCH PLYWOOD

HARDWARE LIST

- 120° + CONCEALED HINGE W/ MOUNTING PLATE BY BLUM
- 'C' PULL SATIN CHROME 4" O.C. #BB1280SC BY CH BRIGGS
- ADJUSTABLE SHELF 2 PIN/CLIP CLEAR #SUP-5030-CL BY OUTWATER HARDWARE
- FULL EXTENSION DRAWER SLIDE BBSS20 BY CH BRIGGS
- FULL EXTENSION DRAWER SLIDE BBSS24 BY CH BRIGGS
- KEKU-CLIP
- 1-1/2 X 1-1/2 ALUMINUM ANGLE
- STAINLESS STEEL SUPPORT BRACKET RAKKS EH1824
- STAINLESS STEEL USDT100 DEAL TRAY

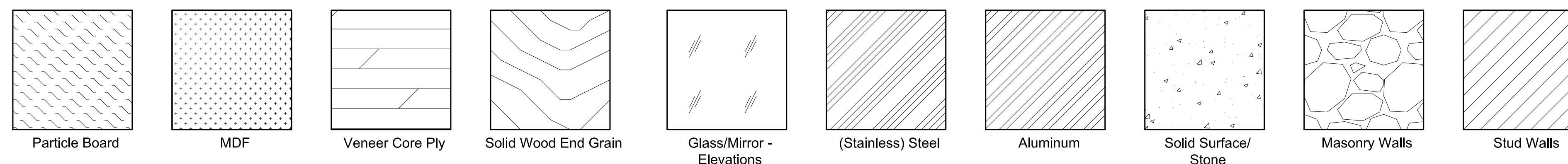
PLASTIC LAMINATE COLORS

- (PL-1) PLASTIC LAMINATE COLOR TBD
- (PL-2) PLASTIC LAMINATE COLOR TBD

SOLID SURFACE MATERIALS

- (SS-1) SOLID SURFACE COLOR TBD
- (WD-1) BIRCH HARDWOOD CLEAR FINISH

Typical Hatch Patterns



| # | Description | By: | Date: |
|---|-------------|-----|-------|
| | | | |
| | | | |
| | | | |
| | | | |
| | | | |
| | | | |
| | | | |
| | | | |

FACTORY FINISHING IS REQUIRED
 ALL DIMENSIONS TO BE FIELD VERIFIED BY AMC
 ALL MATERIALS SHOWN ON THESE DRAWINGS & LISTED
 IN THE CONTRACT SCOPE OF WORK ARE INCLUDED.
 ALL OTHER MATERIALS ARE EXCLUDED.

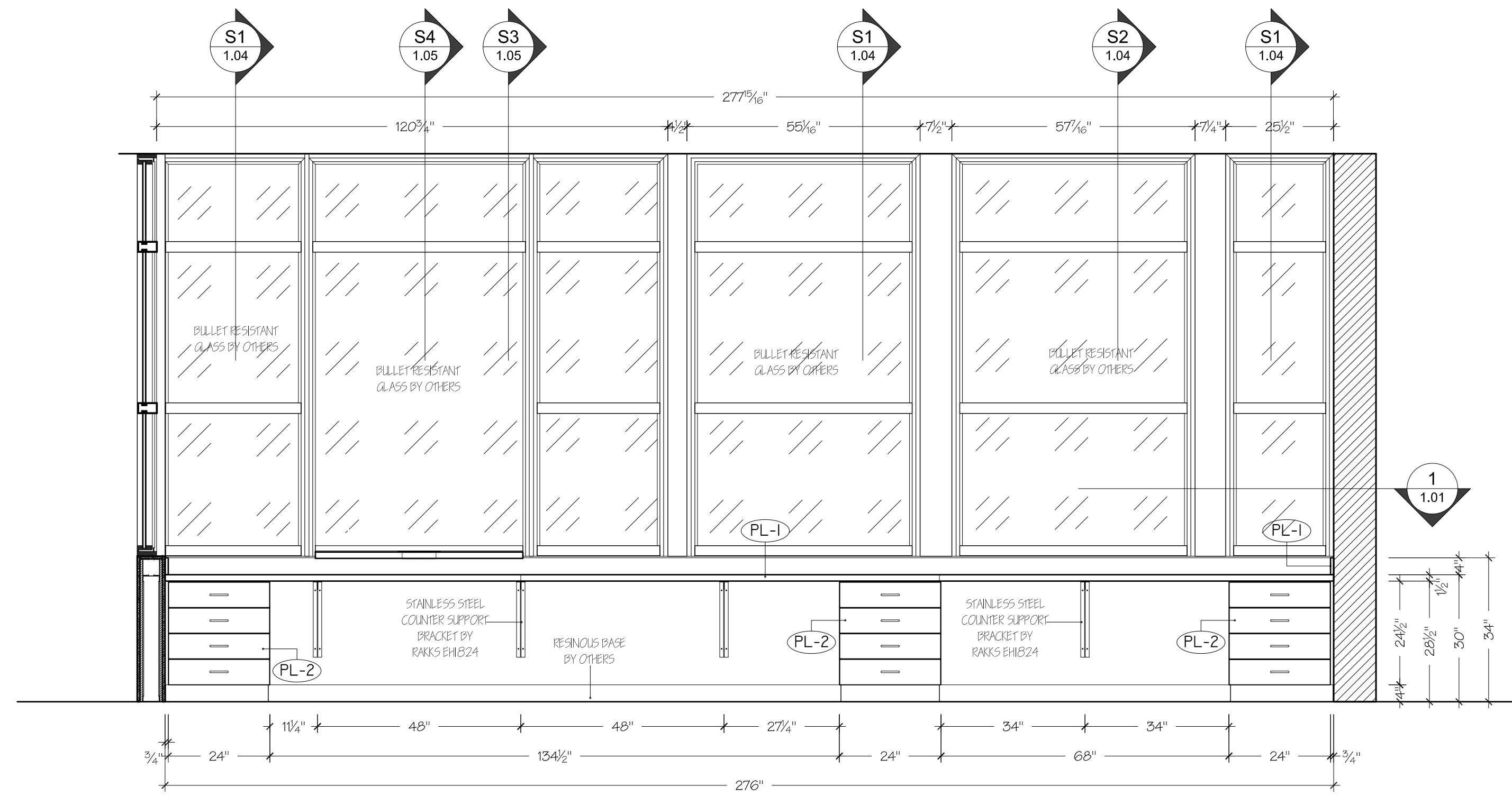
AMERICAN MILLWORK AND CABINETRY, INC. IS THE SOLE OWNER
 OF THIS DRAWING AND THE DRAWINGS, DETAILS AND OTHER
 DESCRIPTIONS SHOWN ON THIS DRAWING CANNOT BE REPRODUCED
 WITHOUT THE WRITTEN PERMISSION OF AMERICAN MILLWORK
 OF AMERICAN MILLWORK AND CABINETRY, INC. AMERICAN MILLWORK
 AND CABINETRY IS NOT LIABLE FOR ANY ERRORS HERE THAT MAY
 AFFECT ANY OTHER TRADE.

AMERICAN MILLWORK & CABINETRY, INC.
 840 BROAD STREET · EMMANUS, PA 18049
 610.965.0040 PH. · 610.965.0043 FAX

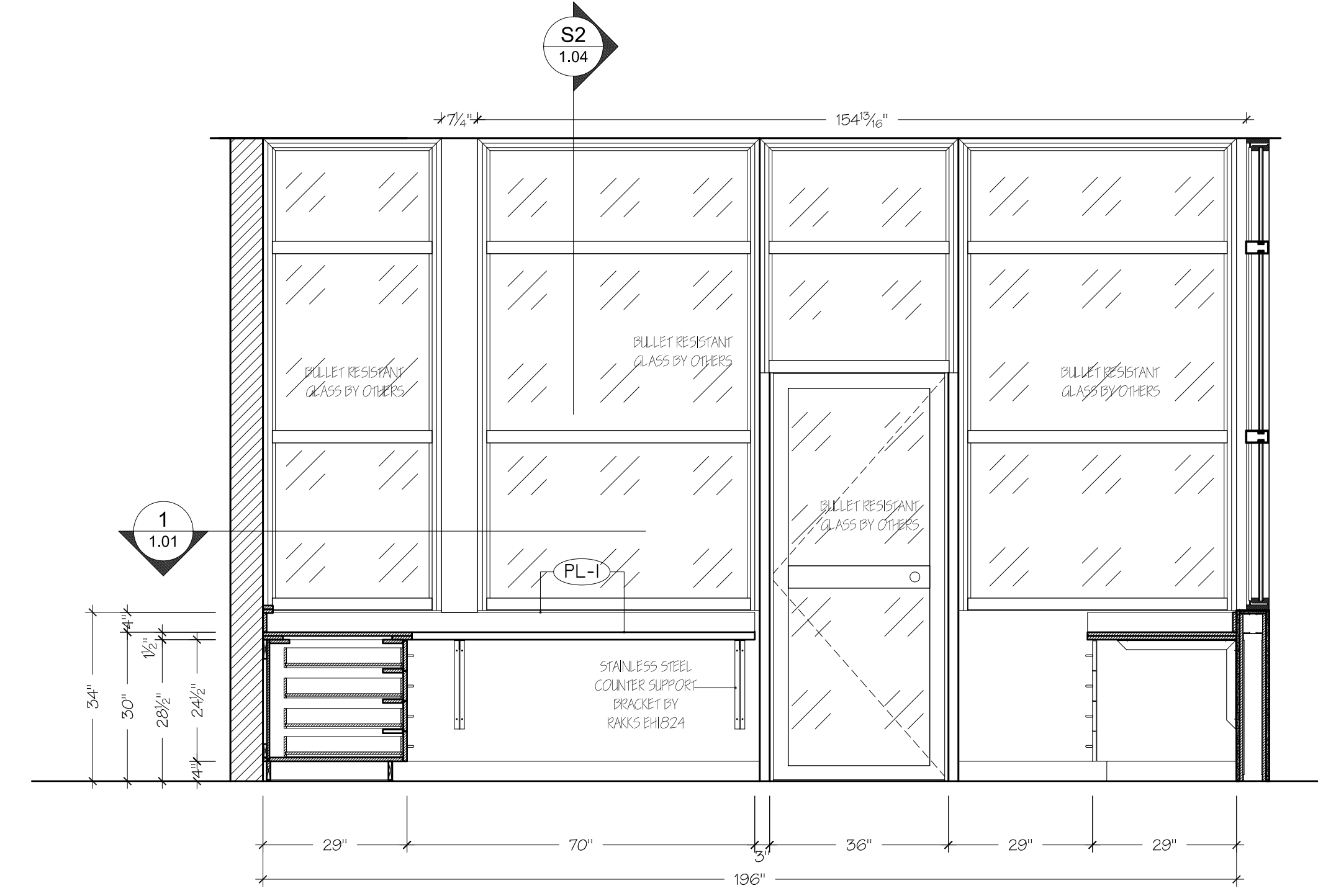
ARCHITECTURAL WOODWORK INSTITUTE

TITLE:
ACC 7 DATA CENTER

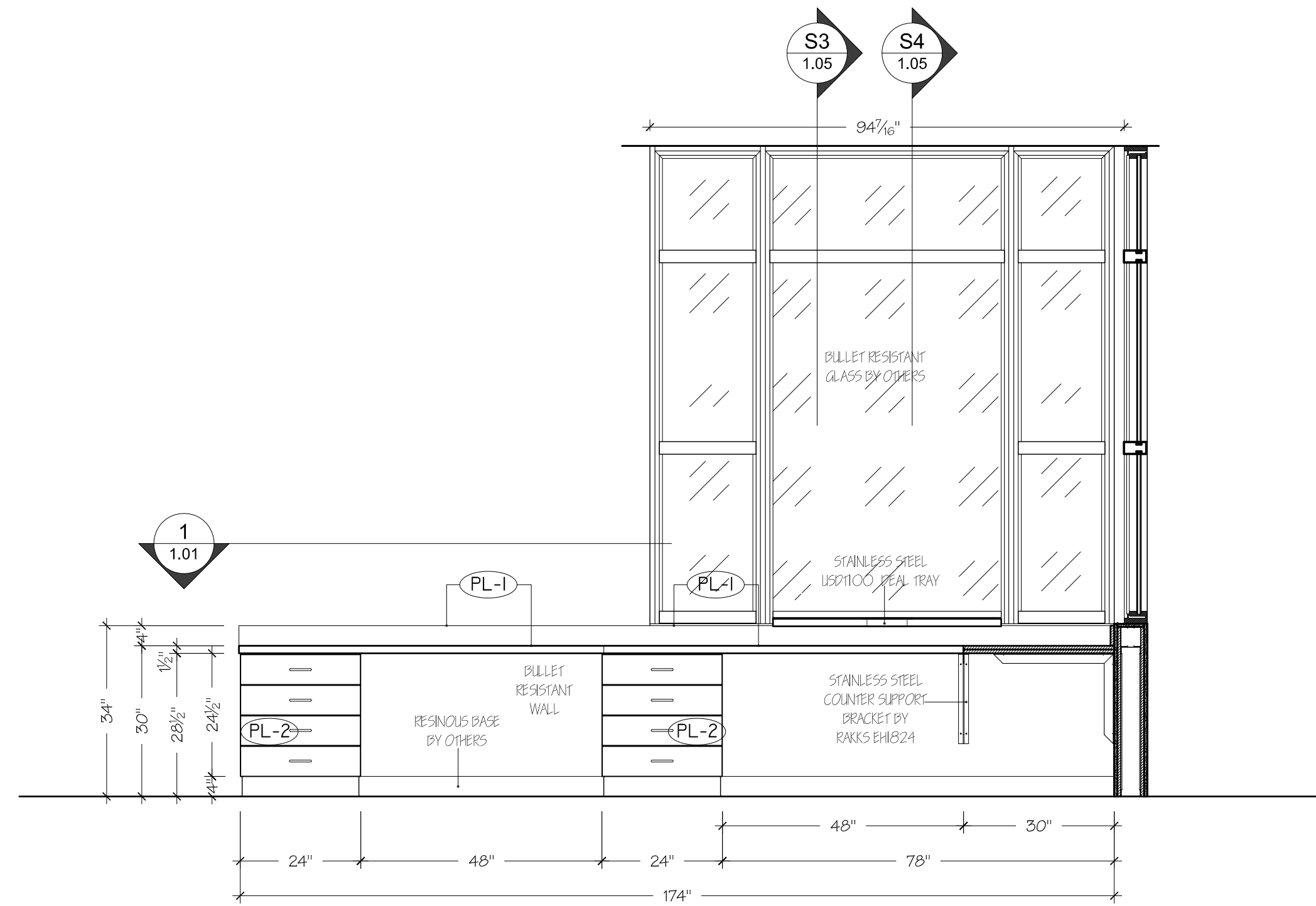
JOB # 0000 DRAWN BY: GG
 Date: 09-16-2013 DRAWING NO.
 AWI Std: CUSTOM **CS-0.01**



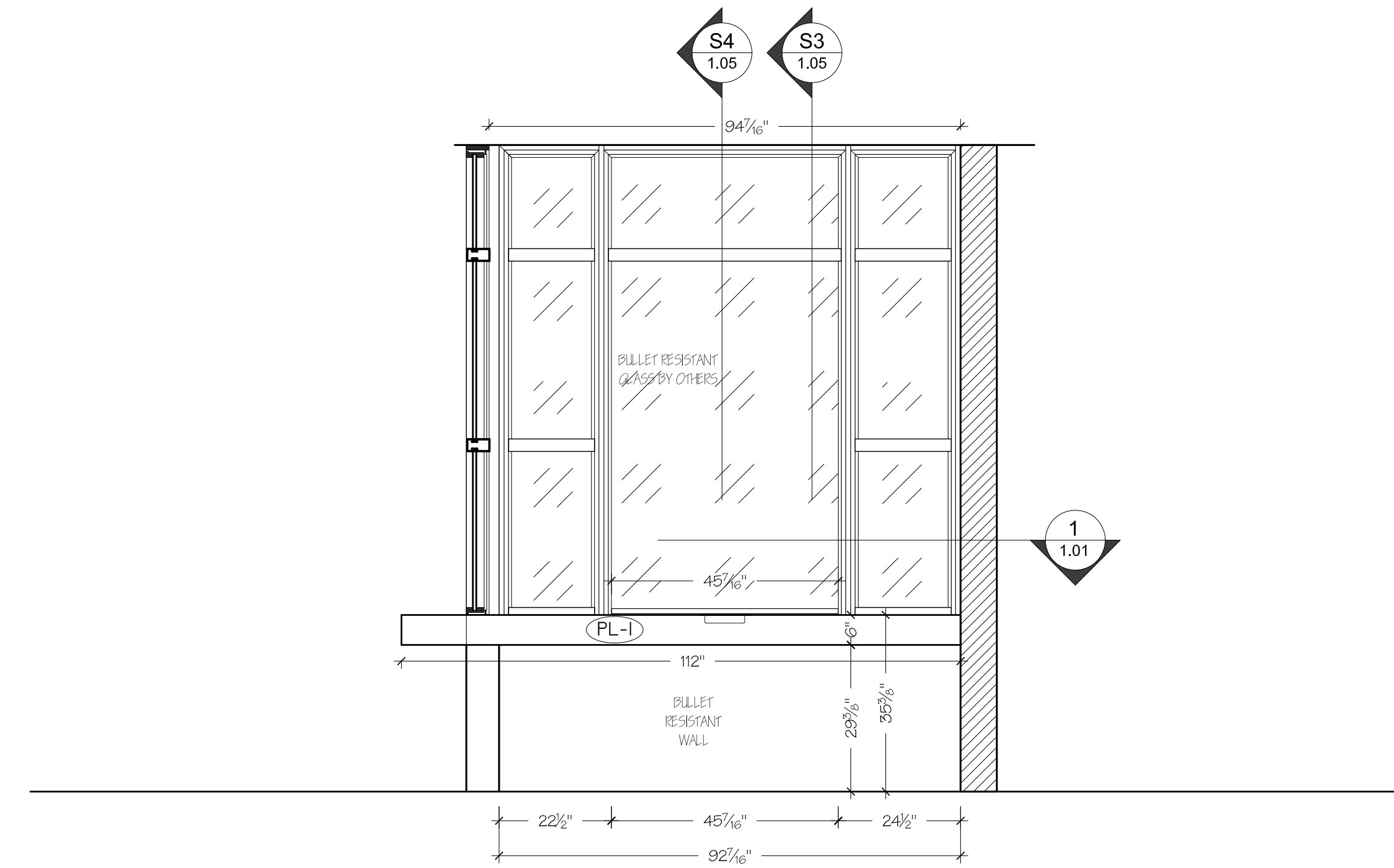
A ELEVATION BASE CABINETS
SCALE: 1/2" = 1'-0" SECURITY OFFICE A-102
ARCH: 4/A403



B ELEVATION BASE CABINETS
SCALE: 1/2" = 1'-0" SECURITY OFFICE A-102
ARCH: 3/A403



C ELEVATION BASE CABINETS
SCALE: 3/4" = 1'-0" SECURITY OFFICE A-102
ARCH: 2/A403



D ELEVATION BASE CABINETS
SCALE: 3/4" = 1'-0" SECURITY OFFICE A-102

| # | Description | By: | Date: |
|---|-------------|-----|-------|
| | | | |
| | | | |
| | | | |
| | | | |
| | | | |
| | | | |
| | | | |
| | | | |
| | | | |
| | | | |
| | | | |
| | | | |

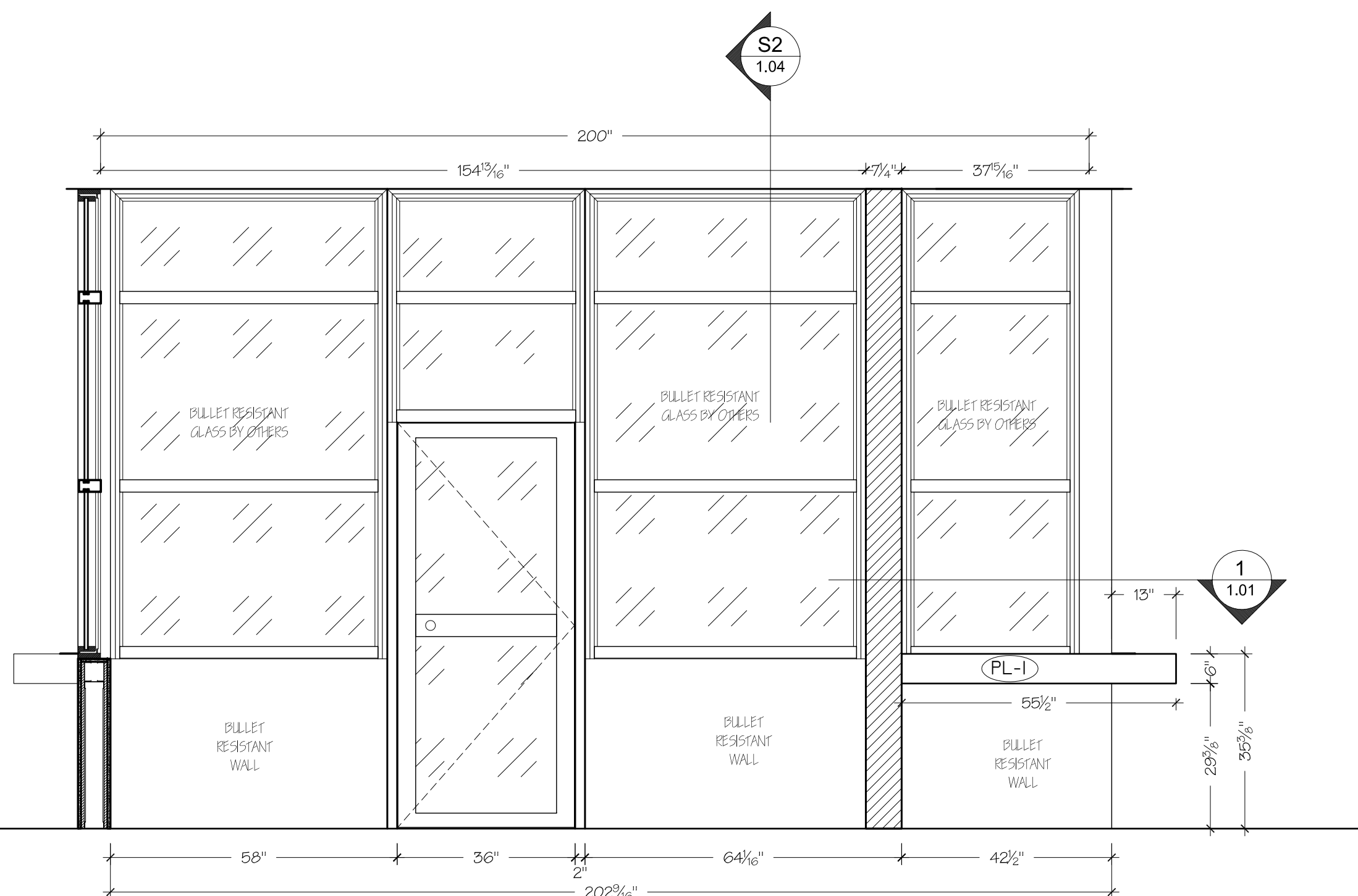
FACTORY FINISHING IS REQUIRED
ALL DIMENSIONS TO BE FIELD VERIFIED BY AMC
MATERIALS LISTED IN THE CONTRACT SCOPE OF WORK ARE INCLUDED.
ALL OTHER MATERIALS ARE EXCLUDED.

AMERICAN MILLWORK AND CABINETS, INC. IS THE SOLE OWNER OF THE PATENT RIGHTS AND TRADEMARKS FOR THE DESIGN AND THE LOGO. THESE PATENT RIGHTS ARE INCLUDED IN ANY WAY WITHOUT THE EXPRESSED WRITTEN AUTHORIZATION OF AMERICAN MILLWORK AND CABINETS, INC. AMERICAN MILLWORK AND CABINETS, INC. IS NOT LIABLE FOR ANY ERRORS HERE THAT MAY AFFECT ANY OTHER TRADE.

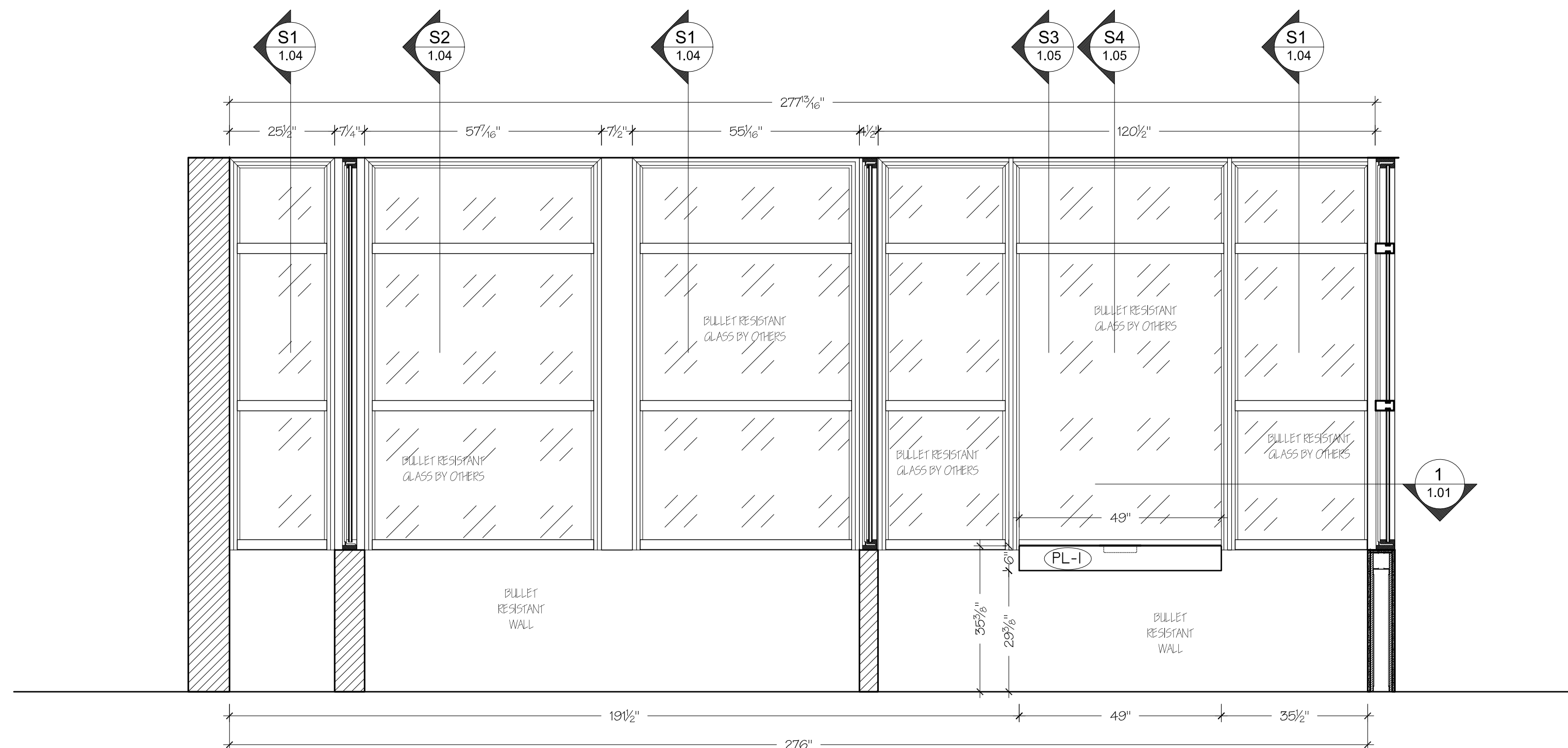
AMERICAN MILLWORK & CABINETS, INC.
840 BROAD STREET • EMMANUS, PA 18049
610.965.0040 PH. • 610.965.0043 FAX

ARCHITECTURAL WOODWORK INSTITUTE

TITLE:
ACC 7 DATA CENTER SECURITY OFFICE A-102



E ELEVATION BASE CABINETS
 SCALE: 1/2" = 1'- 0" SECURITY OFFICE A-102




F ELEVATION BASE CABINETS
 SCALE: 1/2" = 1'- 0" SECURITY OFFICE A-102
 ARCH: 2/A403

| # | Description | Revisions: |
|---|-------------|------------|
|---|-------------|------------|


- FACTORY FINISHING IS REQUIRED
- ALL DIMENSIONS TO BE FIELD VERIFIED BY AMC
- ALL MATERIALS TO BE USED ARE TO BE LISTED IN THE CONTRACT SCOPE OF WORK ARE INCLUDED.
- ALL OTHER MATERIALS ARE EXCLUDED.

AMERICAN MILLWORK AND CABINETS, INC IS THE SOLE OWNER OF THE AMERICAN CABINETS AND CABINETS, INC. THE DESCRIPTIONS AND THE LISTING OF MATERIALS AND FINISHES ARE TO BE USED IN ANY WAY WITHOUT THE EXPRESS WRITTEN AUTHORIZATION OF AMERICAN MILLWORK AND CABINETS, INC. AMERICAN MILLWORK AND CABINETS IS NOT LIABLE FOR ANY ERRORS HERE THAT MAY AFFECT ANY OTHER TRADE.

AMERICAN MILLWORK & CABINETS, INC.
 840 BROAD STREET • EMMANUS, PA 18049
 610.965.0040 PH. • 610.965.0043 FAX

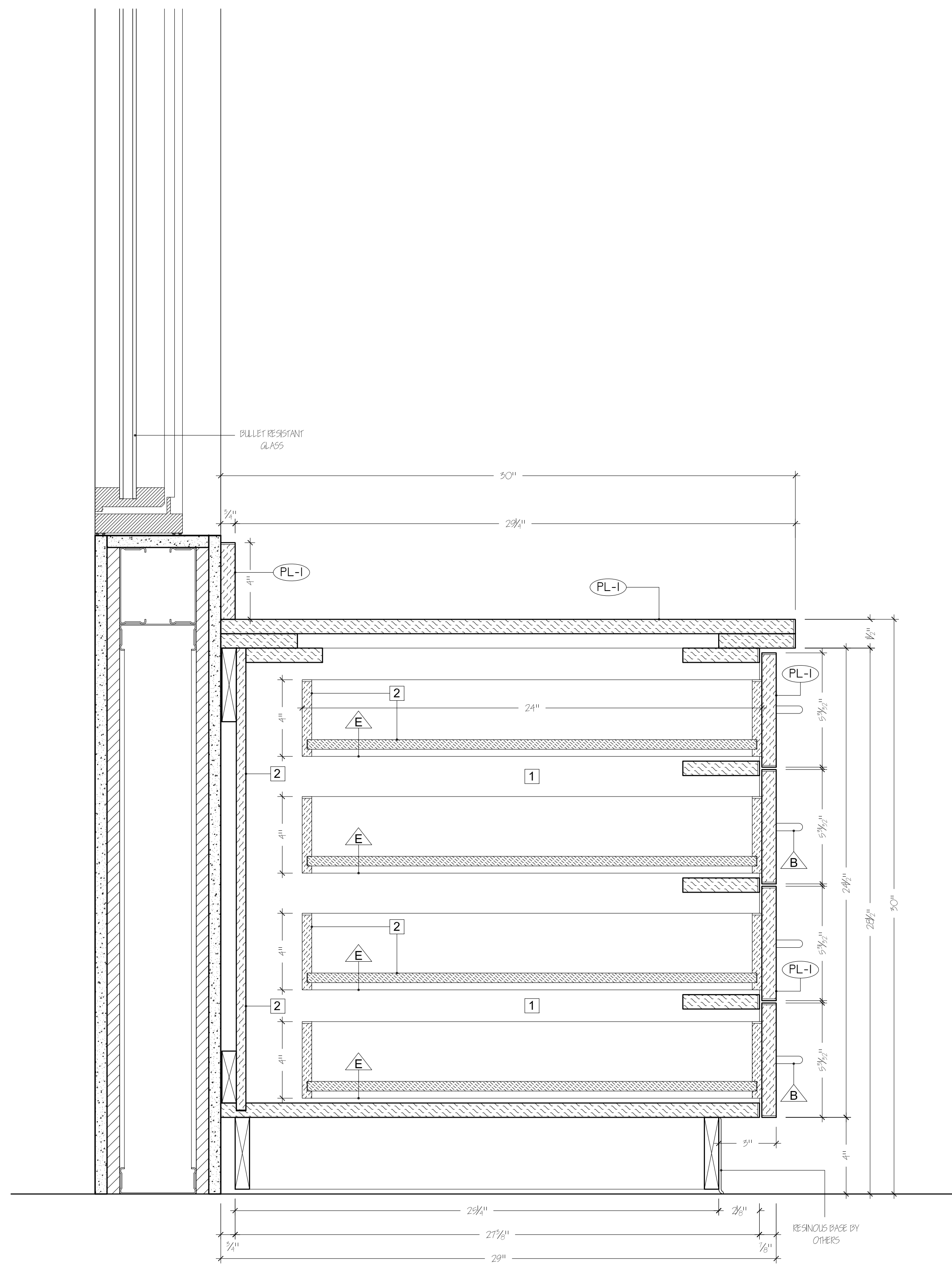


ARCHITECTURAL
 WOODWORK
 INSTITUTE

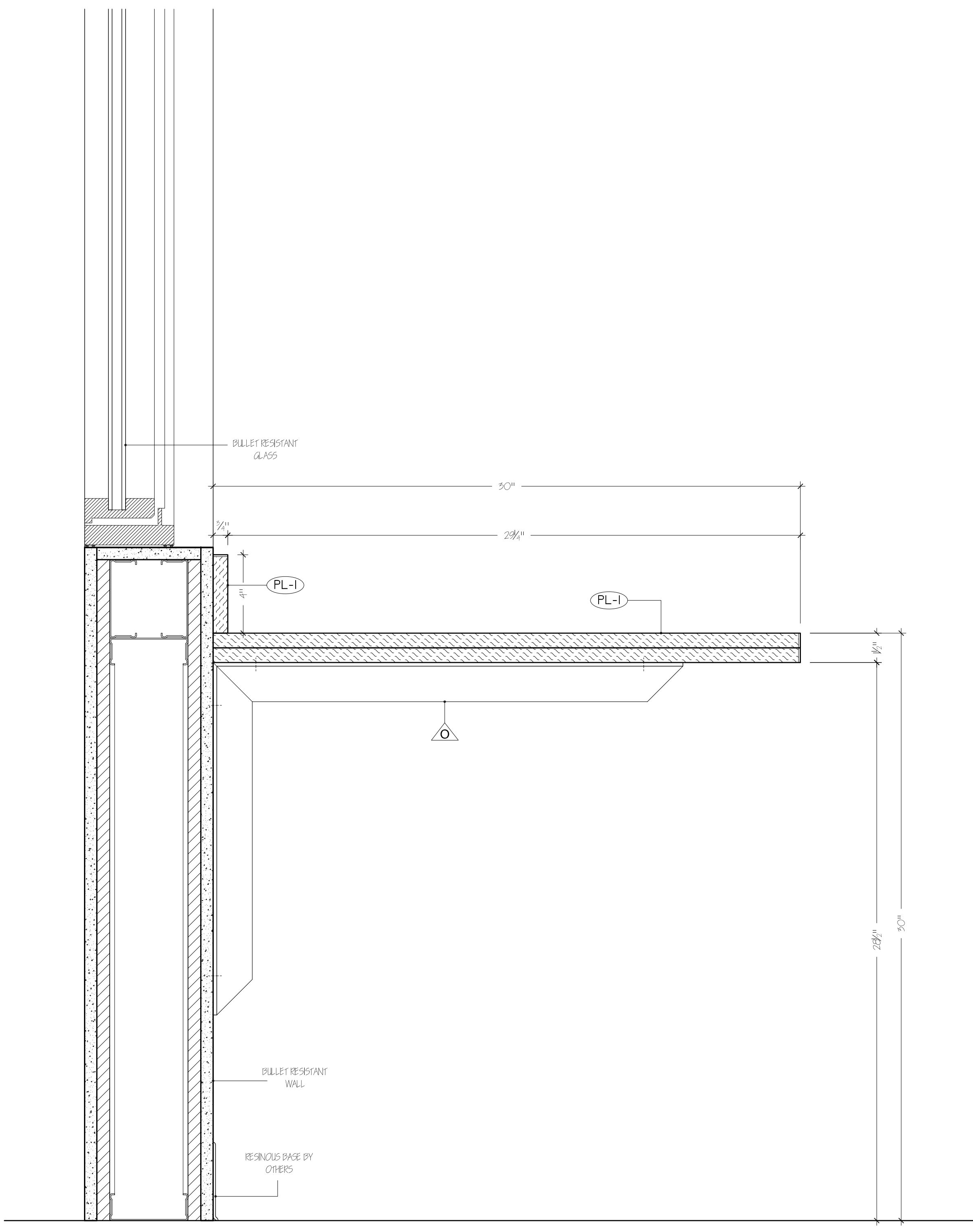


TITLE:
**ACC 7
 DATA CENTER
 SECURITY OFFICE A-102**

JOB # 0000 DRAWN BY: GG
 Date: 09-16-2013 DRAWING NO.
 AWI Std: CUSTOM **1.03**



S1 TYPICAL SECTION
 SCALE: 3" = 1'- 0"
 BASE CABINET
 SECURITY OFFICE A-102



S2 TYPICAL SECTION
 SCALE: 3" = 1'- 0"
 COUNTERTOP
 SECURITY OFFICE A-102



| # | Description | By: | Date: |
|---|-------------|-----|-------|
| | | | |
| | | | |
| | | | |
| | | | |
| | | | |
| | | | |
| | | | |
| | | | |
| | | | |
| | | | |
| | | | |
| | | | |
| | | | |
| | | | |
| | | | |
| | | | |
| | | | |
| | | | |
| | | | |
| | | | |
| | | | |
| | | | |
| | | | |

- FACTORY FINISHING IS REQUIRED
- ALL DIMENSIONS TO BE FIELD VERIFIED BY AMC
- ALL MATERIALS TO BE SPECIFIED & LISTED IN THE CONTRACT SCOPE OF WORK ARE INCLUDED, ALL OTHER MATERIALS ARE EXCLUDED.

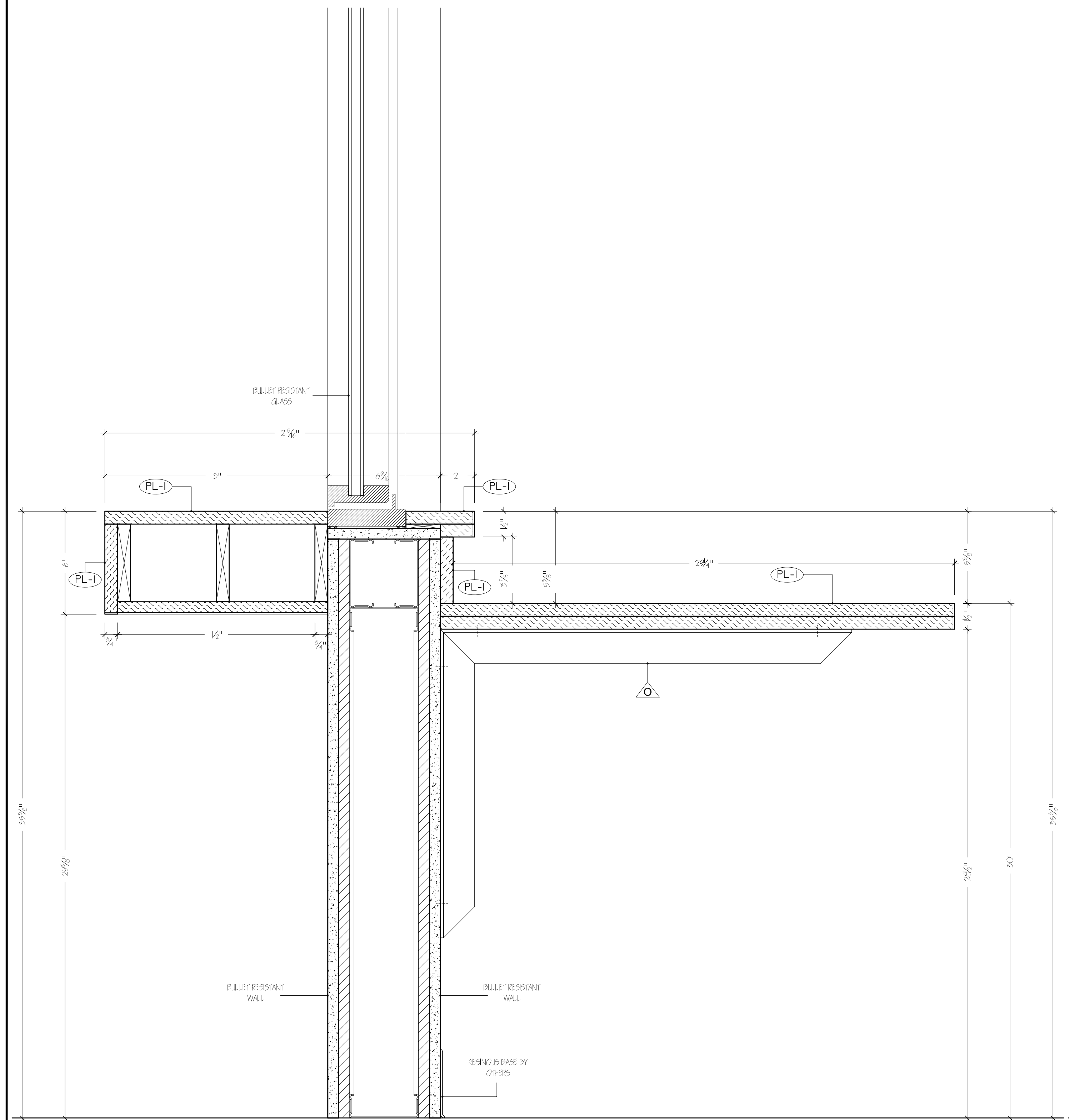
AMERICAN MILLWORK AND CABINETRY, INC IS THE SOLE OWNER OF THE PATENT RIGHTS AND TRADEMARKS AND THE DESIGN DESCRIBED HEREIN. NO OTHER TRADEMARKS OR PATENTS ARE INCLUDED IN ANY WAY WITHOUT THE EXPRESSED WRITTEN AUTHORIZATION OF AMERICAN MILLWORK AND CABINETRY, INC. AMERICAN MILLWORK AND CABINETRY IS NOT LIABLE FOR ANY ERRORS HERE THAT MAY AFFECT ANY OTHER TRADE.

AMERICAN MILLWORK & CABINETRY, INC.
 840 BROAD STREET · EMMANUS, PA 18049
 610.965.0040 PH. · 610.965.0043 FAX

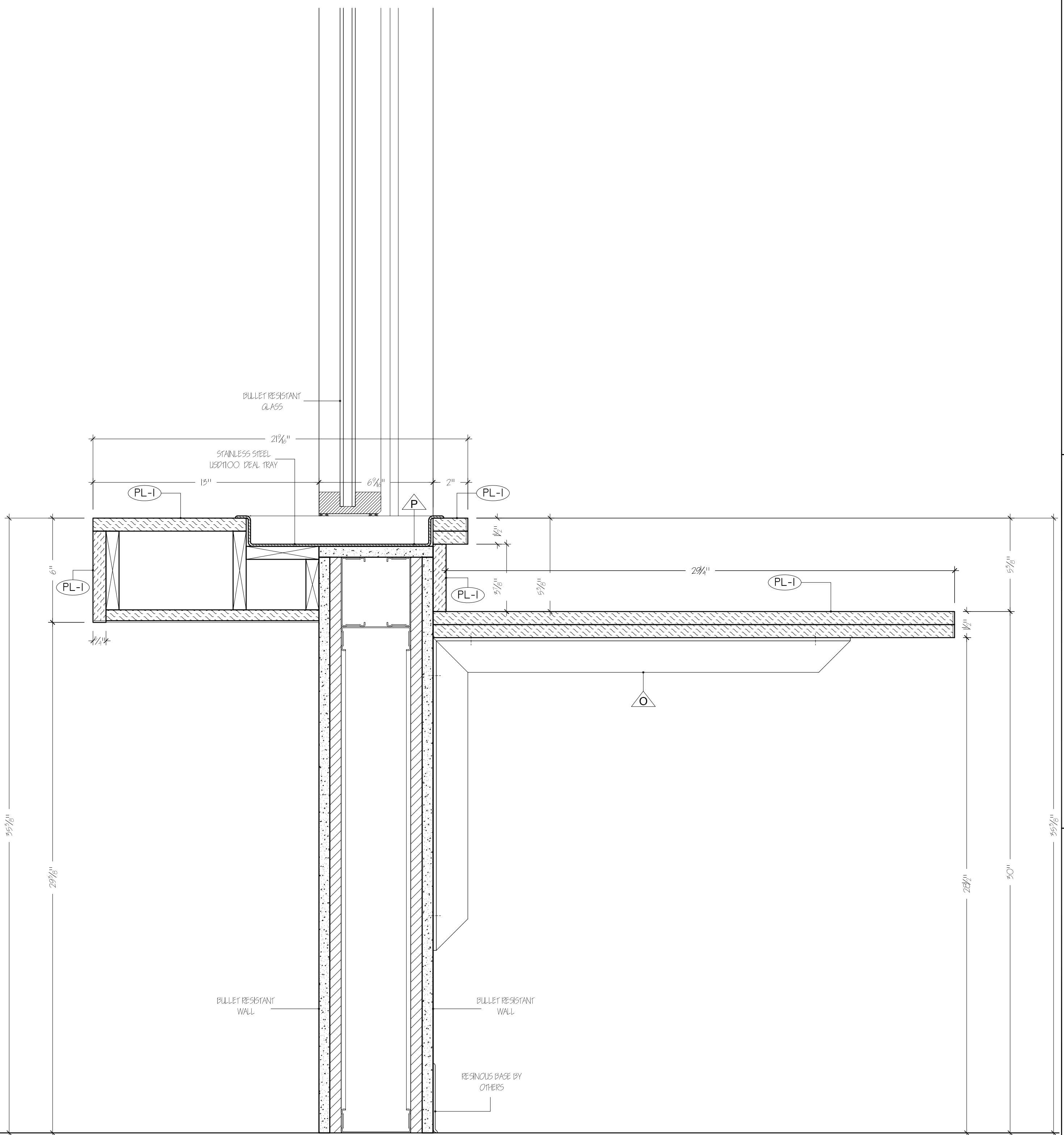
ARCHITECTURAL WOODWORK INSTITUTE

TITLE:
**ACC 7
 DATA CENTER
 SECURITY OFFICE A-102**



S3 TYPICAL SECTION COUNTERTOP
SCALE: 3" = 1'- 0" SECURITY OFFICE A-102



S4 TYPICAL SECTION COUNTERTOP
SCALE: 3" = 1'- 0" SECURITY OFFICE A-102

| # | Description | Revisions: |
|---|-------------|------------|
| | | |
| | | |
| | | |

• FACTORY FINISHING IS REQUIRED
• ALL DIMENSIONS TO BE FIELD VERIFIED BY AMC
• ALL DIMENSIONS TO BE FIELD VERIFIED BY MAMS & LISTED
• ALL DIMENSIONS TO BE FIELD VERIFIED BY MAMS & LISTED
• IN THE CONTRACT SCOPE OF WORK ARE INCLUDED,
• ALL OTHER MATERIALS ARE EXCLUDED.

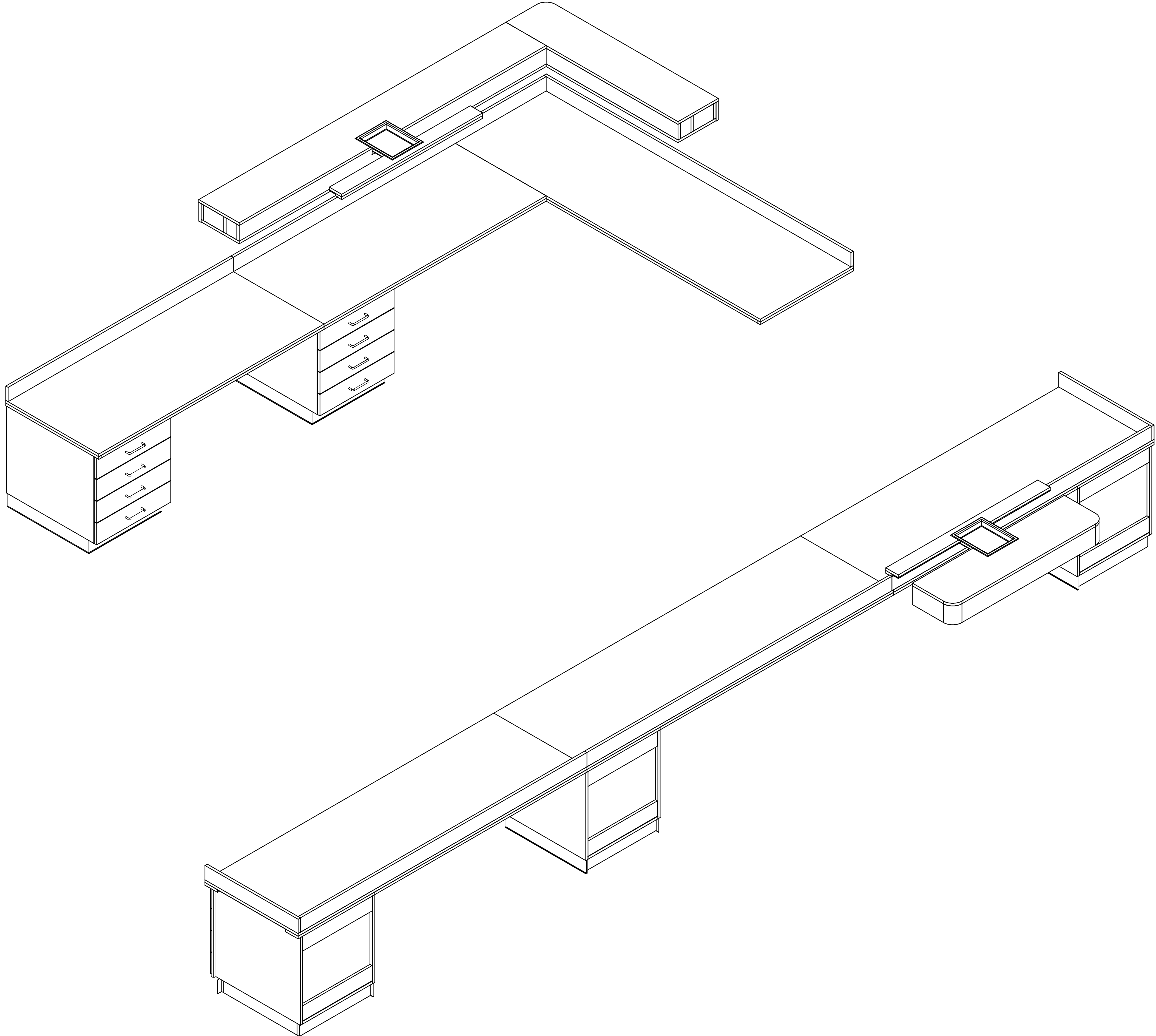
AMERICAN MILLWORK AND CABINETS, INC. IS THE SOLE OWNER OF THE PATENT RIGHTS AND TRADEMARKS FOR THE DESIGN AND CONSTRUCTION OF THE PRODUCT DESCRIBED IN ANY WAY WITHOUT THE EXPRESSED WRITTEN AUTHORIZATION OF AMERICAN MILLWORK AND CABINETS, INC. AMERICAN MILLWORK AND CABINETS, INC. IS NOT LIABLE FOR ANY ERRORS HERE THAT MAY AFFECT ANY OTHER TRADE.

AMERICAN MILLWORK & CABINETS, INC.
840 BROAD STREET • EMMANUS, PA 18049
610.965.0040 PH. 610.965.0043 FAX

ARCHITECTURAL WOODWORK INSTITUTE

TITLE:
ACC 7 DATA CENTER SECURITY OFFICE A-102

| | |
|------------------|--------------|
| JOB # 0000 | DRAWN BY: GG |
| Date: 09-16-2013 | DRAWING NO. |
| AWI Std: CUSTOM | 1.05 |





| # | Description | Revisions: | By: | Date: |
|---|-------------|------------|-----|-------|
| | | | | |
| | | | | |
| | | | | |
| | | | | |
| | | | | |
| | | | | |
| | | | | |
| | | | | |
| | | | | |
| | | | | |
| | | | | |
| | | | | |

• FACTORY FINISHING IS REQUIRED
 • ALL DIMENSIONS TO BE FIELD VERIFIED BY AMC
 • ALL MATERIALS SHOWN ON THESE DRAWINGS & LISTED
 • IN THE CONTRACT SCOPE OF WORK ARE INCLUDED;
 • ALL OTHER MATERIALS ARE EXCLUDED.

AMERICAN MILLWORK AND CABINETS, INC. IS THE SOLE OWNER OF THIS DRAWING AND THE DRAWINGS, DETAILS AND OTHER DESCRIPTIONS SHOWN ON THIS PRINT CANNOT BE REPRODUCED IN ANY WAY WITHOUT THE EXPRESSED WRITTEN AUTHORIZATION OF AMERICAN MILLWORK AND CABINETS, INC. AMERICAN MILLWORK AND CABINETS IS NOT LIABLE FOR ANY ERRORS HERE THAT MAY AFFECT ANY OTHER TRADE.

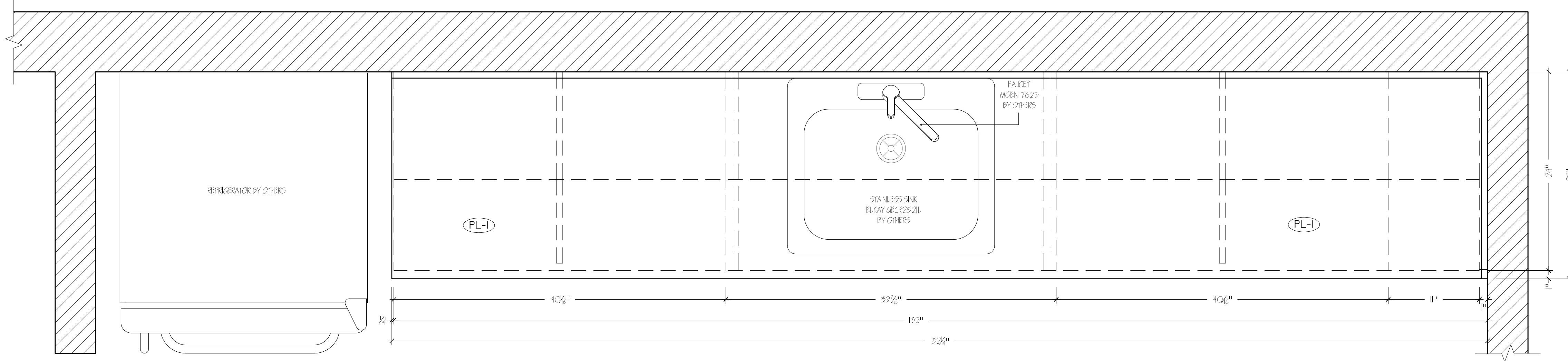
AMERICAN MILLWORK & CABINETS, INC.
 840 BROAD STREET • EMMANUS, PA 18049
 610.965.0040 PH. • 610.965.0043 FAX

ARCHITECTURAL WOODWORK INSTITUTE

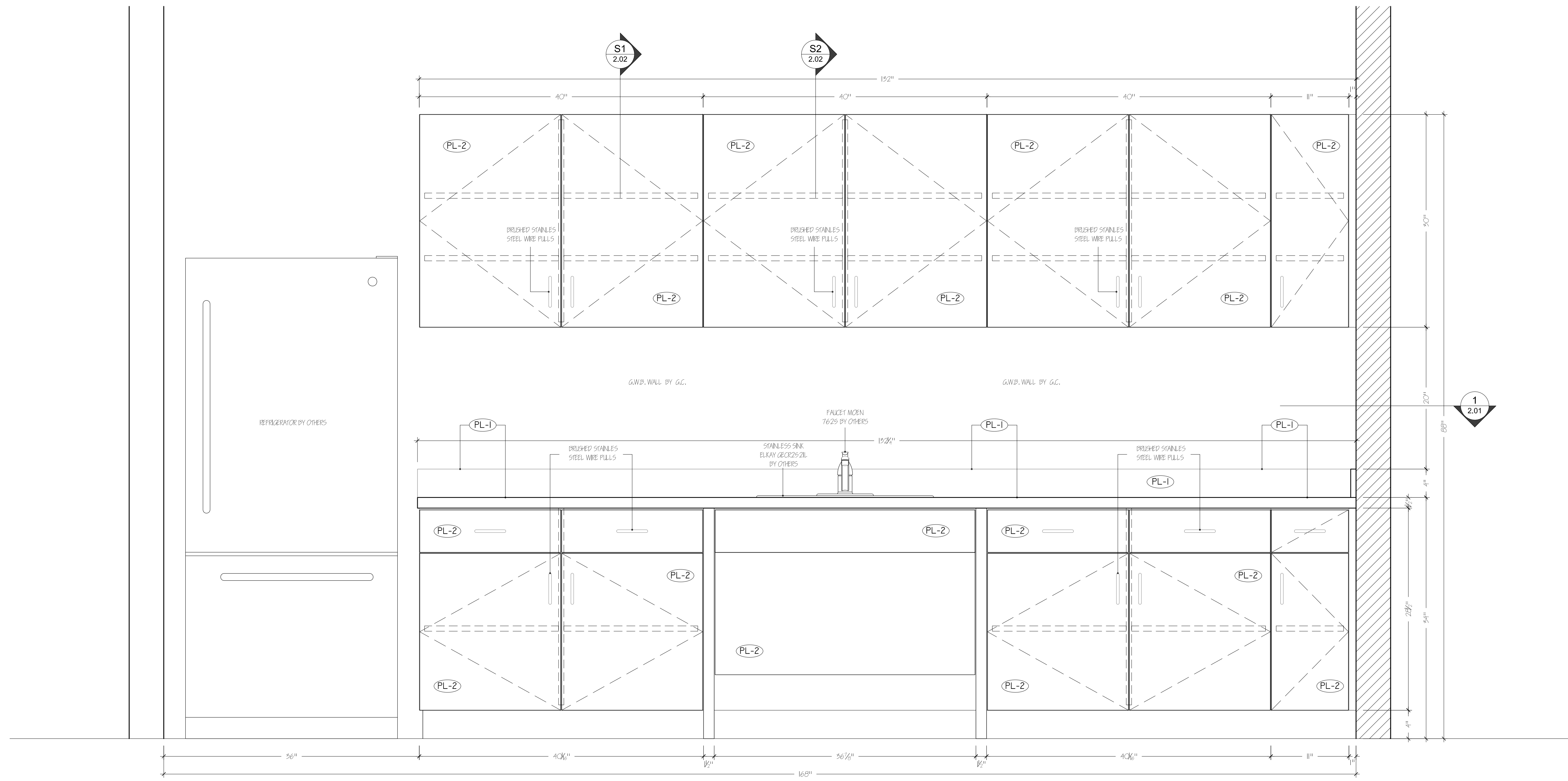



TITLE:
**ACC 7
 DATA CENTER
 SECURITY OFFICE A-102**

| | |
|------------------|--------------|
| JOB # 0000 | DRAWN BY: TK |
| Date: 09-16-2013 | DRAWING NO. |
| AWI Std: CUSTOM | 1.07 |



1 PLAN CASEWORK
 SCALE: 1-1/2" = 1'-0" BREAK ROOM A-115
 ARCH: 3/A402



A ELEVATION CASEWORK
 SCALE: 1-1/2" = 1'-0" BREAK ROOM A-115
 ARCH: 9/A403

| # | Description | By: | Date: |
|---|-------------|-----|-------|
| | | | |
| | | | |
| | | | |
| | | | |

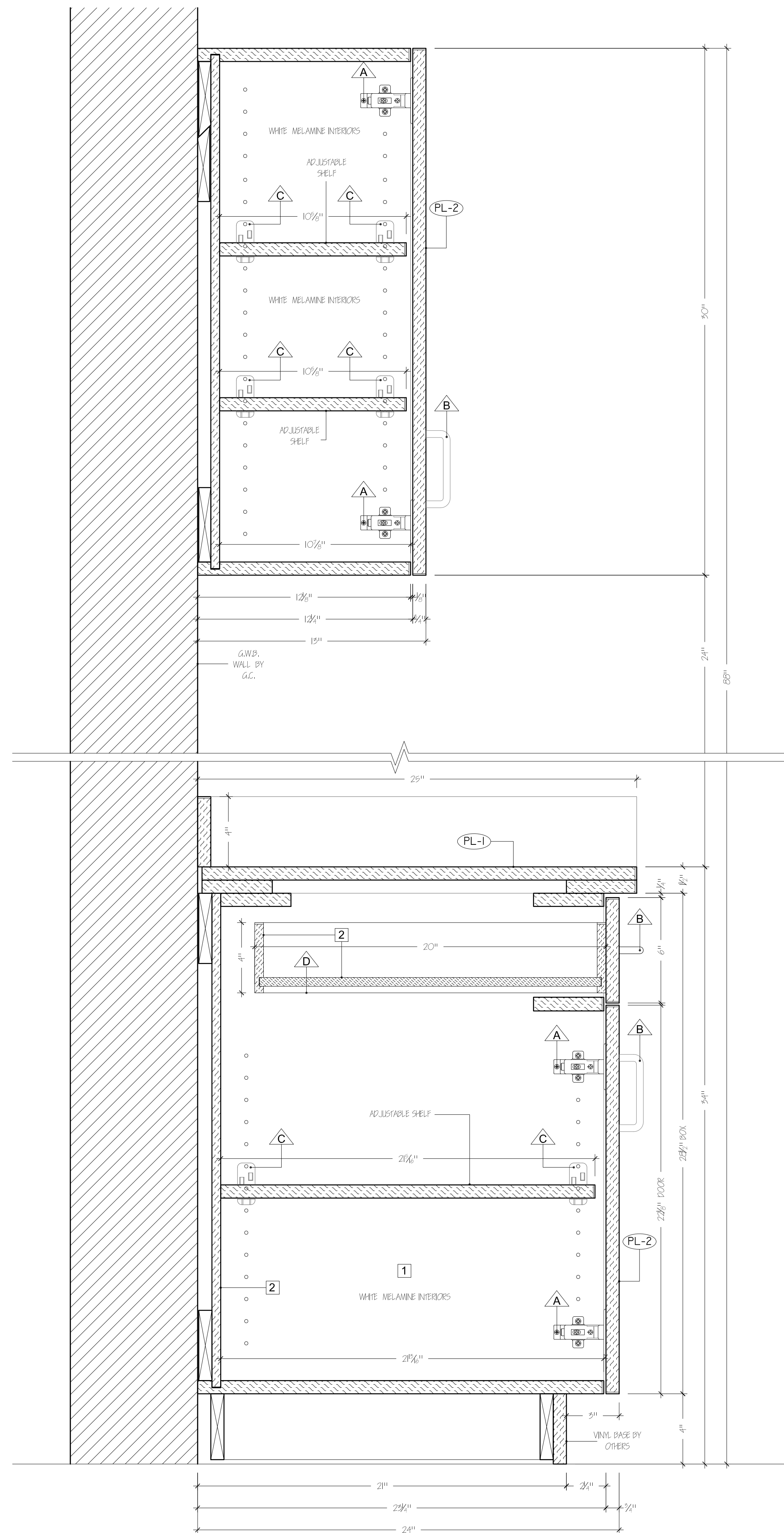
• FACTORY FINISHING IS REQUIRED
 • ALL DIMENSIONS TO BE FIELD VERIFIED BY AWC & LISTED
 • IN THE CONTRACT SCOPE OF WORK ARE INCLUDED,
 ALL OTHER MATERIALS ARE EXCLUDED.

AMERICAN MILLWORK AND CABINETS, INC. IS THE SOLE OWNER
 OF THE PATENT RIGHTS, DESIGN DETAILS, OTHER
 DESCRIPTIONS AND LOGO. THIS PROJECT IS PROTECTED
 IN ANY WAY WITHOUT THE EXPRESSED WRITTEN AUTHORIZATION
 OF AMERICAN MILLWORK AND CABINETS, INC. AMERICAN MILLWORK
 AND CABINETS IS NOT LIABLE FOR ANY ERRORS HERE THAT MAY
 AFFECT ANY OTHER TRADE.

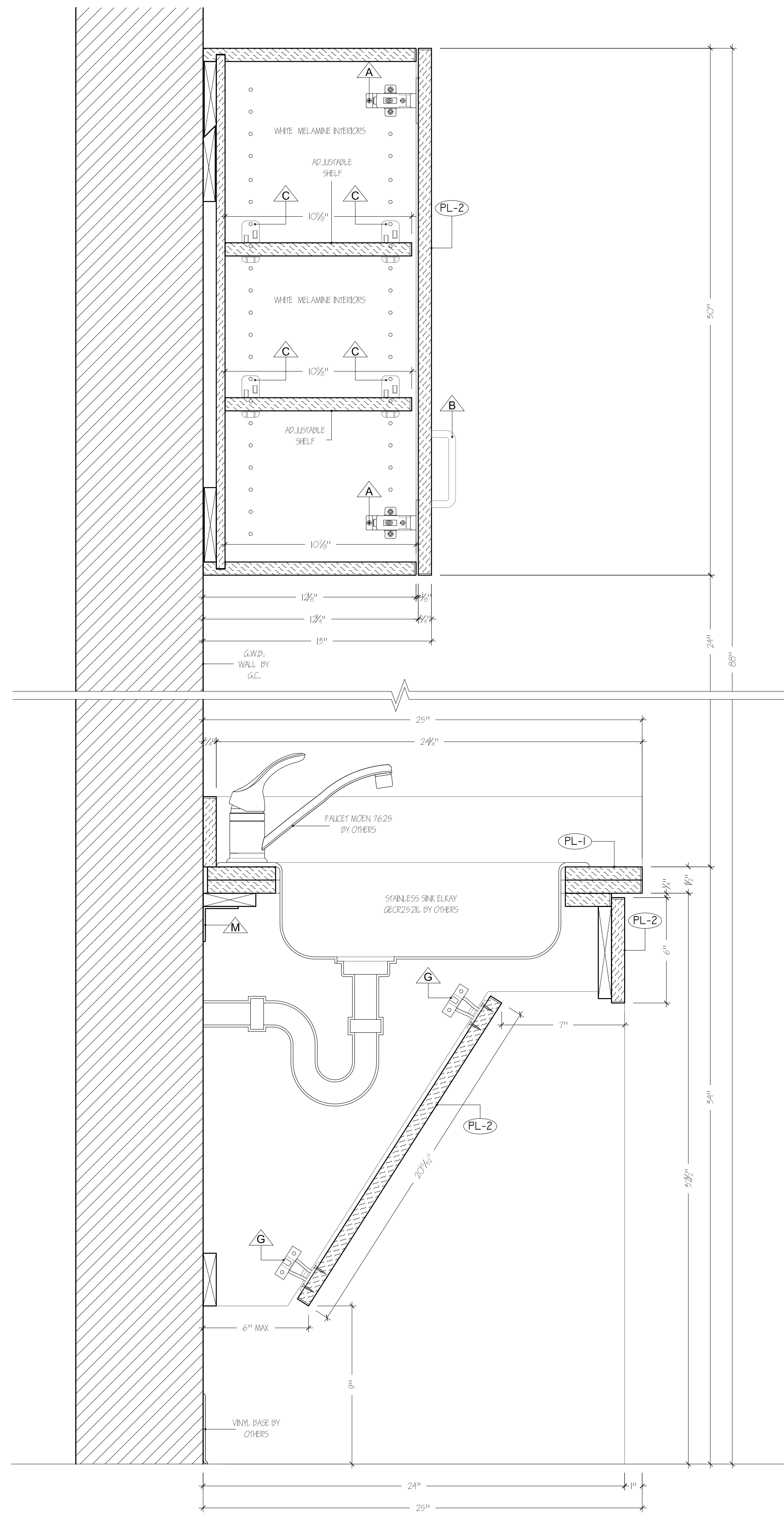
AMERICAN MILLWORK & CABINETS, INC.
 840 BROAD STREET • ENHAUS, PA 18049
 610.965.0040 PH. • 610.965.0043 FAX

ARCHITECTURAL WOODWORK INSTITUTE

| | | | |
|------------------|---|--------------|--|
| TITLE: | ACC 7 DATA CENTER BREAK ROOM A-115 | | |
| JOB # 0000 | | DRAWN BY: LB | |
| Date: 09-16-2013 | | DRAWING NO. | |
| AWI Std: CUSTOM | | 2.01 | |



S1 TYPICAL SECTION CASEWORK
 SCALE: 3" = 1'-0"
 BREAK ROOM A-115
 ARCH: 5/A404



S2 TYPICAL SECTION CASEWORK
 SCALE: 3" = 1'-0"
 BREAK ROOM A-115
 ARCH: 6/A404

| # | Description | Revisions: |
|---|-------------|------------|
| | | |
| | | |

• FACTORY FINISHING IS REQUIRED
 • ALL DIMENSIONS TO BE FIELD VERIFIED BY A/C
 • ALL MATERIALS TO BE LISTED
 • IN THE CONTRACT SCOPE OF WORK ARE INCLUDED,
 ALL OTHER MATERIALS ARE EXCLUDED.

AMERICAN MILLWORK AND CABINETS, INC. IS THE SOLE OWNER OF THE PATENT RIGHTS IN THE DESIGN, DEVELOPMENT, MANUFACTURE AND INSTALLATION OF THIS PRODUCT. ANY REPRODUCTION OR USE OF THIS PRODUCT WITHOUT THE EXPRESS WRITTEN AUTHORIZATION OF AMERICAN MILLWORK AND CABINETS, INC. AMERICAN MILLWORK AND CABINETS, INC. IS NOT LIABLE FOR ANY ERRORS HERE THAT MAY AFFECT ANY OTHER TRADE.

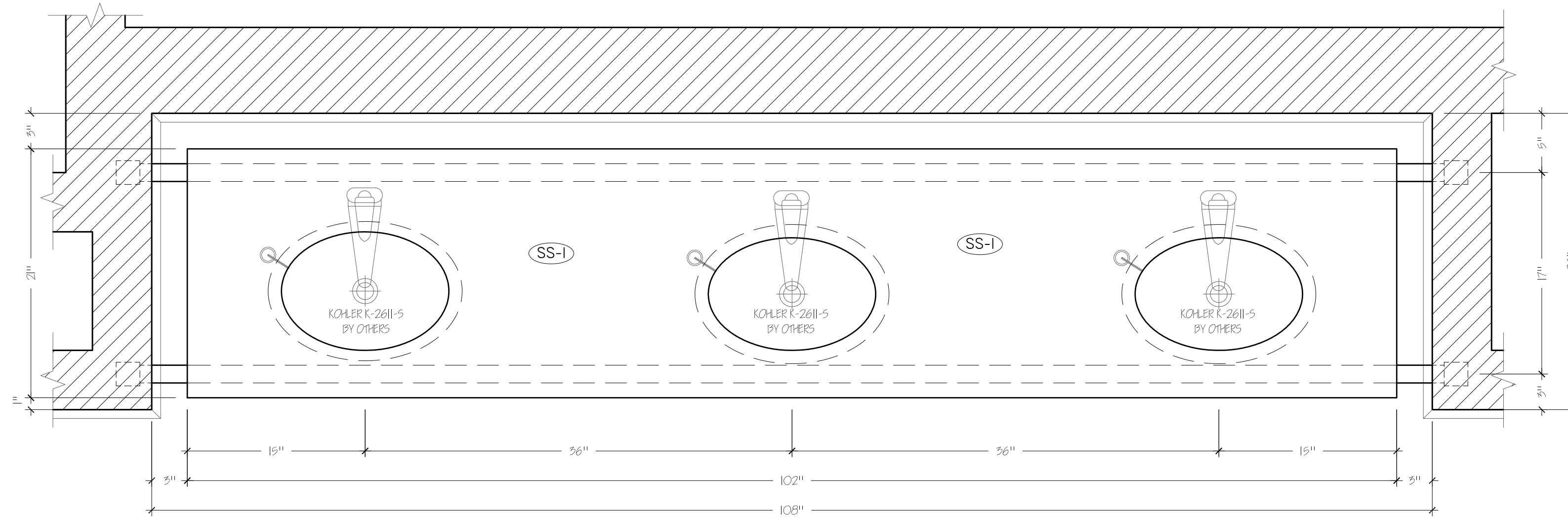
AMERICAN MILLWORK & CABINETS, INC.

840 BROAD STREET • ENHAUS, PA 18049
 610.965.0040 PH. • 610.965.0043 FAX

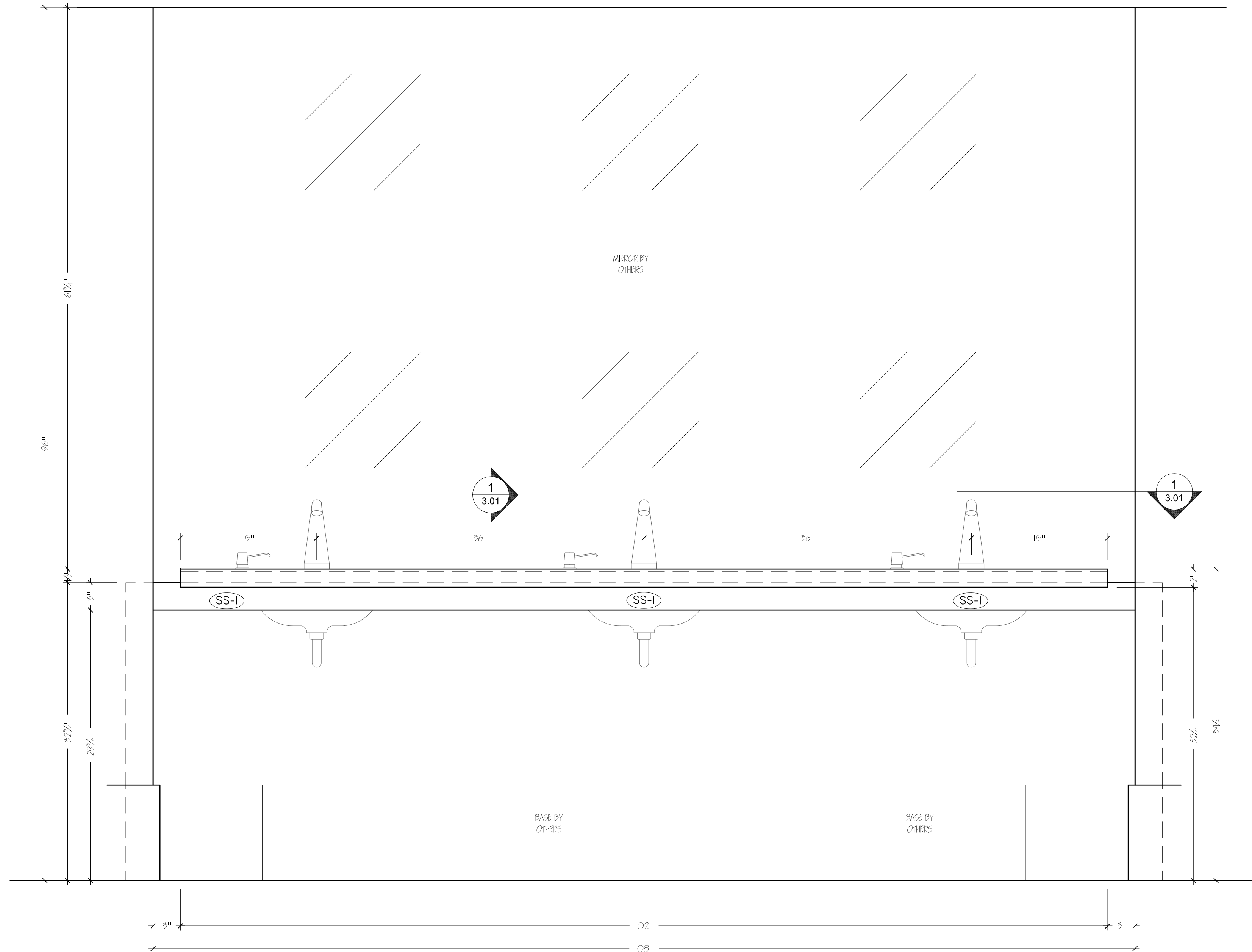
ARCHITECTURAL WOODWORK INSTITUTE

TITLE:
**ACC 7
 DATA CENTER
 BREAK ROOM A-115**

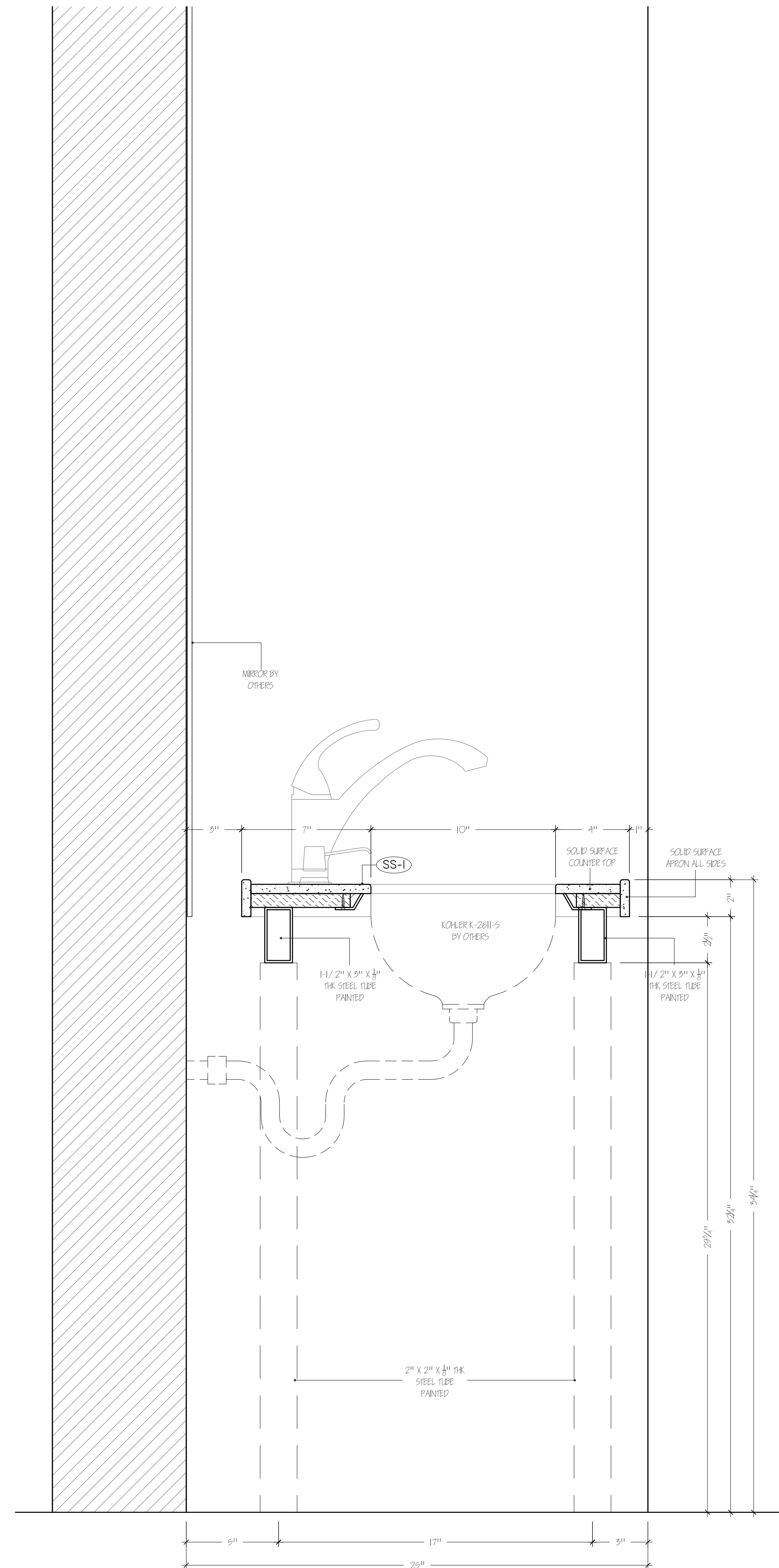
JOB # 0000 DRAWN BY: LB
 Date: 09-16-2013 DRAWING NO.
 AWI Std: CUSTOM **2.02**



3 PLAN
 SCALE: 1-1/2" = 1'- 0"
 SINKS
 MEN A-123
 WOMEN A-125
 ARCH: 1/A401



A ELEVATION
 SCALE: 1-1/2" = 1'- 0"
 SINKS
 MEN A-123
 WOMEN A-125
 ARCH: 6/A401



4 TYPICAL SECTION
 SCALE: 3" = 1'- 0"
 SINKS
 MEN A-123
 WOMEN A-125
 ARCH: 17/A401

| # | Description | By: | Date: |
|---|-------------|-----|-------|
| | | | |
| | | | |
| | | | |
| | | | |
| | | | |

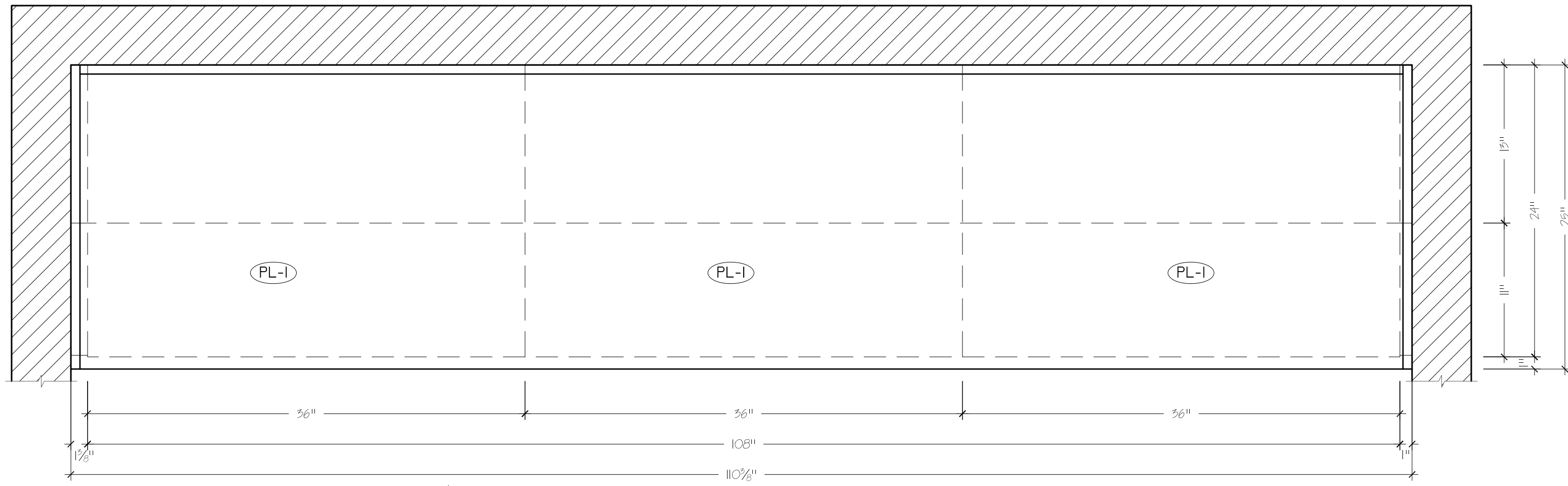
FACTORY FINISHING IS REQUIRED
 ALL DIMENSIONS TO BE FIELD VERIFIED BY AMC
 ALL MATERIALS SHOWN ON THESE DRAWINGS & LISTED
 IN THE CONTRACT SCOPE OF WORK ARE INCLUDED;
 ALL OTHER MATERIALS ARE EXCLUDED.

AMERICAN MILLWORK AND CABINETRY, INC. IS THE SOLE OWNER OF THIS DRAWING AND THE DRAWINGS, DETAILS AND OTHER DESCRIPTIONS SHOWN ON THIS PRINT CANNOT BE REPRODUCED IN ANY WAY WITHOUT THE EXPRESSED WRITTEN AUTHORIZATION OF AMERICAN MILLWORK AND CABINETRY, INC. AMERICAN MILLWORK AND CABINETRY IS NOT LIABLE FOR ANY ERRORS HERE THAT MAY AFFECT ANY OTHER TRADE.

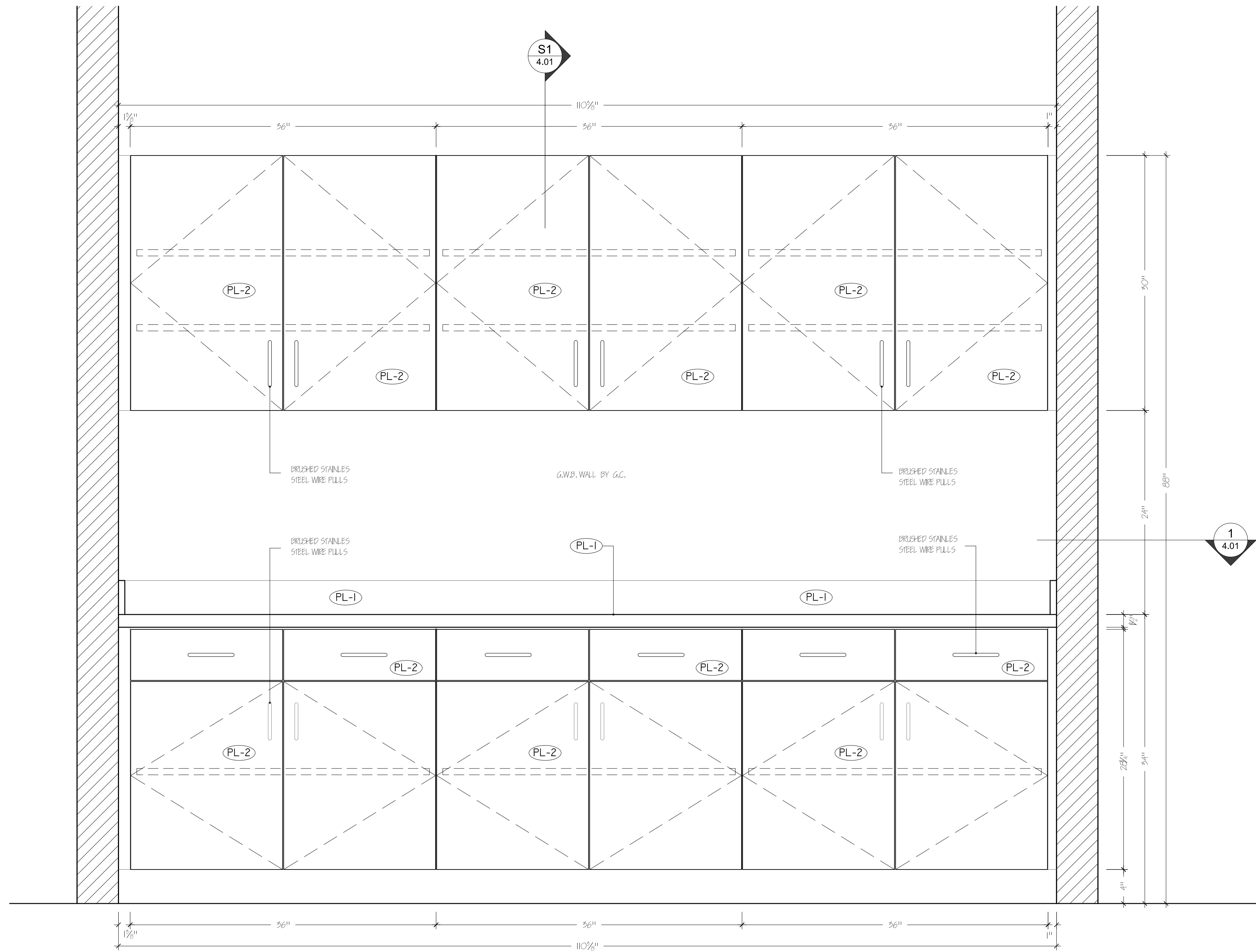
AMERICAN MILLWORK & CABINETRY, INC.
 840 BROAD STREET • ENMALIS, PA 18049
 610.965.0040 PH. 610.965.0043 FAX

ARCHITECTURAL WOODWORK INSTITUTE

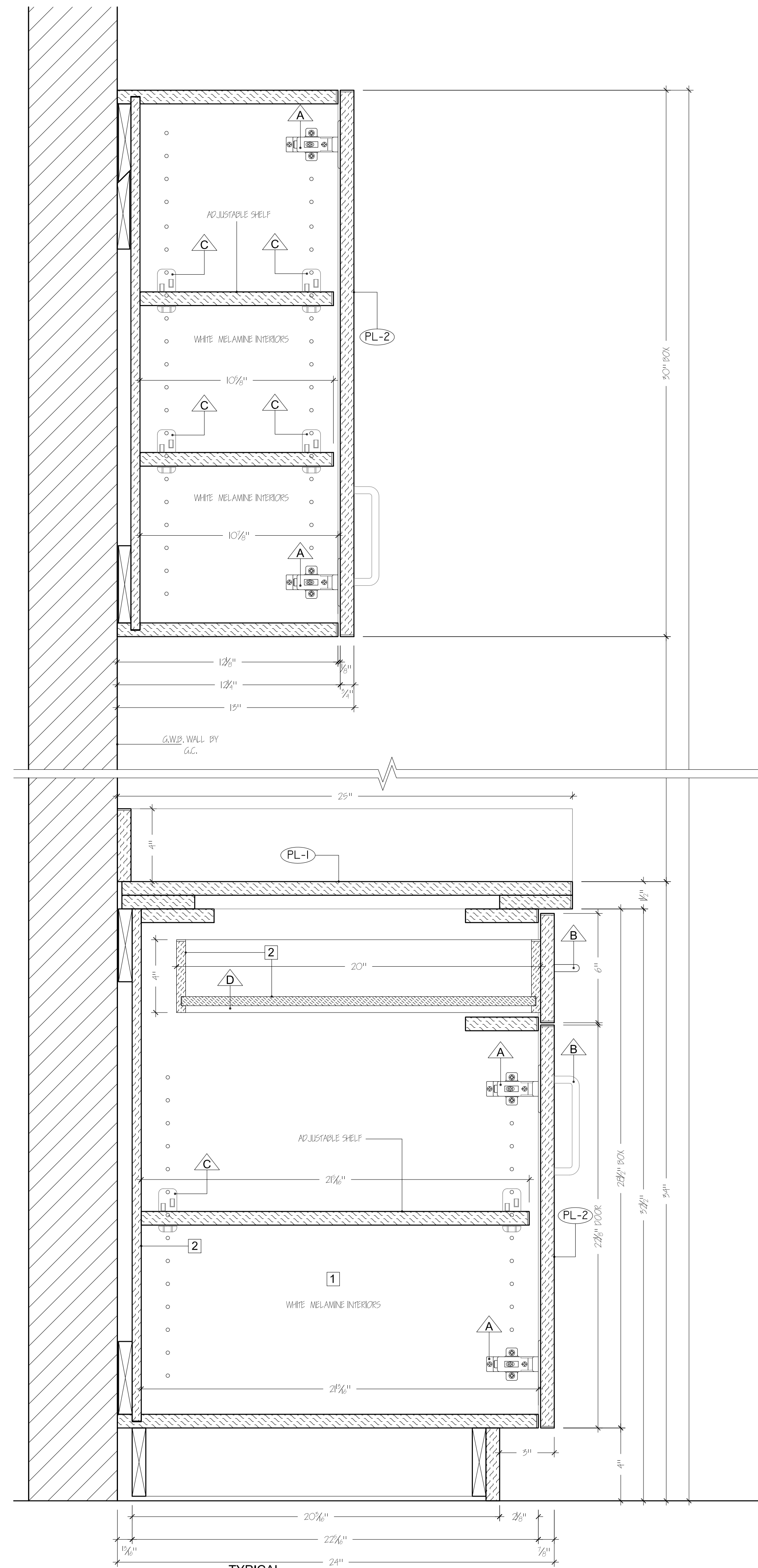
| | |
|--|--------------|
| TITLE: ACC 7 DATA CENTER MEN A-123 WOMEN A-125 | |
| JOB # 0000 | DRAWN BY: ZG |
| Date: 09-16-13 | DRAWING NO. |
| AWI Std: CUSTOM | 3.01 |



3 PLAN
 SCALE: 1-1/2" = 1'-0"
 CASEWORK WORK ROOM A-152
 ARCH: A402



A ELEVATION
 SCALE: 1-1/2" = 1'-0"
 CASEWORK WORK ROOM A-152
 ARCH: A403



S1 TYPICAL SECTION
 SCALE: 3" = 1'-0"
 CASEWORK WORK ROOM A-152
 ARCH: 5/A404

| # | Description | Revisions: | By: | Date: |
|---|-------------|------------|-----|-------|
| | | | | |
| | | | | |
| | | | | |
| | | | | |

FACTORY FINISHING IS REQUIRED
 ALL DIMENSIONS TO BE FIELD VERIFIED BY AMC
 ALL MATERIALS SHOWN ON THESE DRAWINGS & LISTED
 IN THE CONTRACT SCOPE OF WORK ARE INCLUDED.
 ALL OTHER MATERIALS ARE EXCLUDED.

AMERICAN MILLWORK AND CABINETRY, INC. IS THE SOLE OWNER OF THIS DRAWING AND THE DRAWINGS, DETAILS AND OTHER DESCRIPTIONS SHOWN ON THIS PRINT CANNOT BE REPRODUCED IN ANY WAY WITHOUT THE EXPRESSED WRITTEN AUTHORIZATION OF AMERICAN MILLWORK AND CABINETRY, INC. AMERICAN MILLWORK AND CABINETRY IS NOT LIABLE FOR ANY ERRORS HERE THAT MAY AFFECT ANY OTHER TRADE.

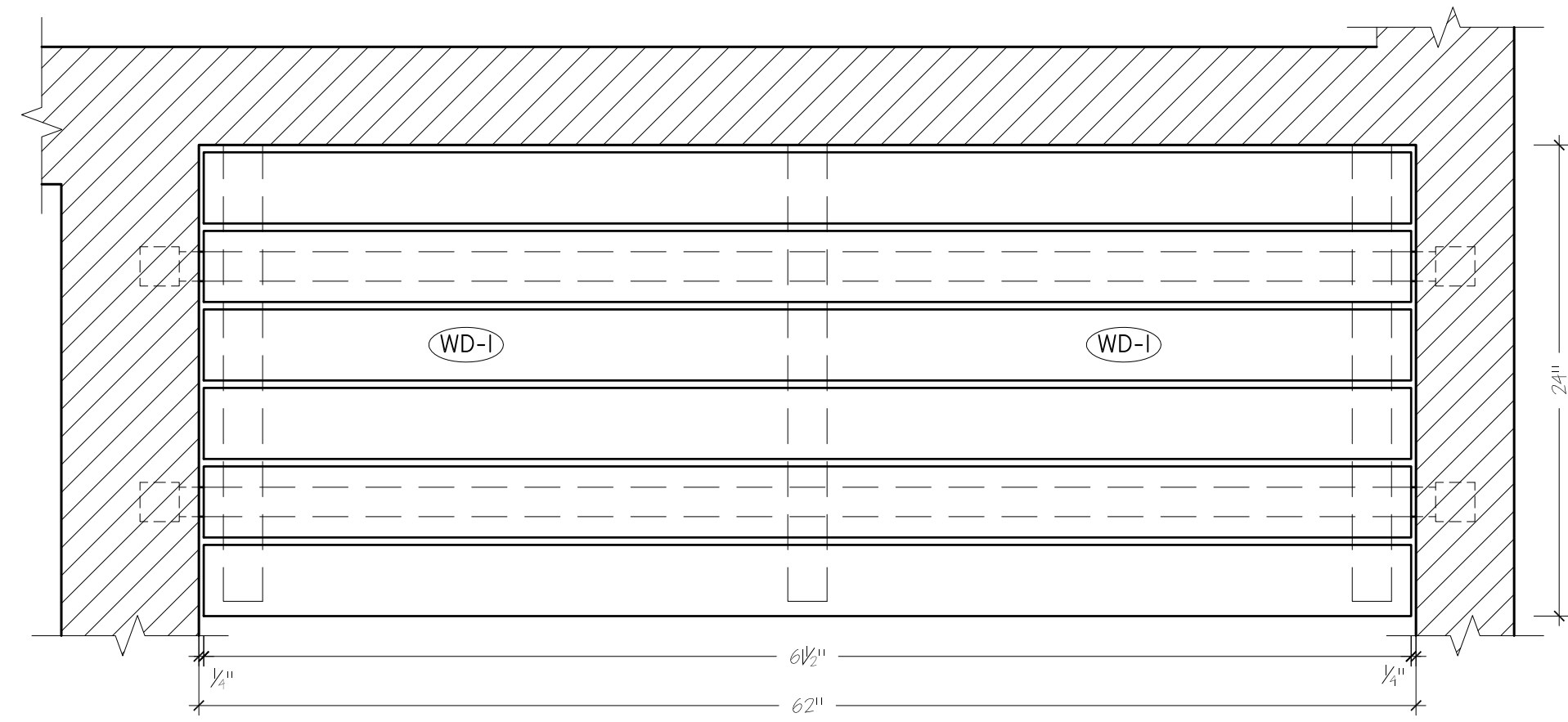
AMERICAN MILLWORK & CABINETRY, INC.
 840 BROAD STREET · ENNIS, PA 18049
 610.965.0040 PH. 610.965.0043 FAX

ARCHITECTURAL WOODWORK INSTITUTE

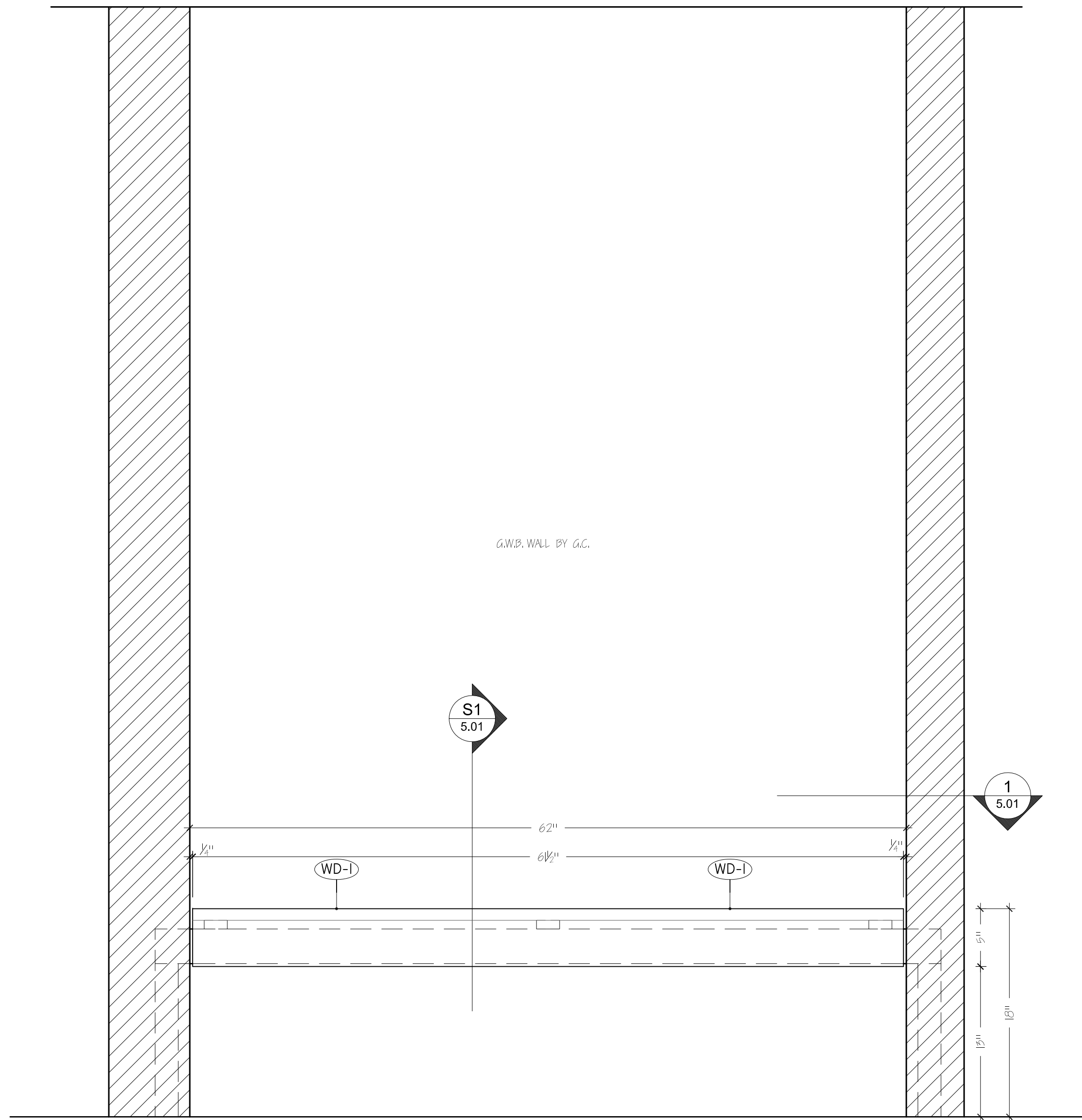



TITLE:
ACC 7 DATA CENTER WORK ROOM A-152

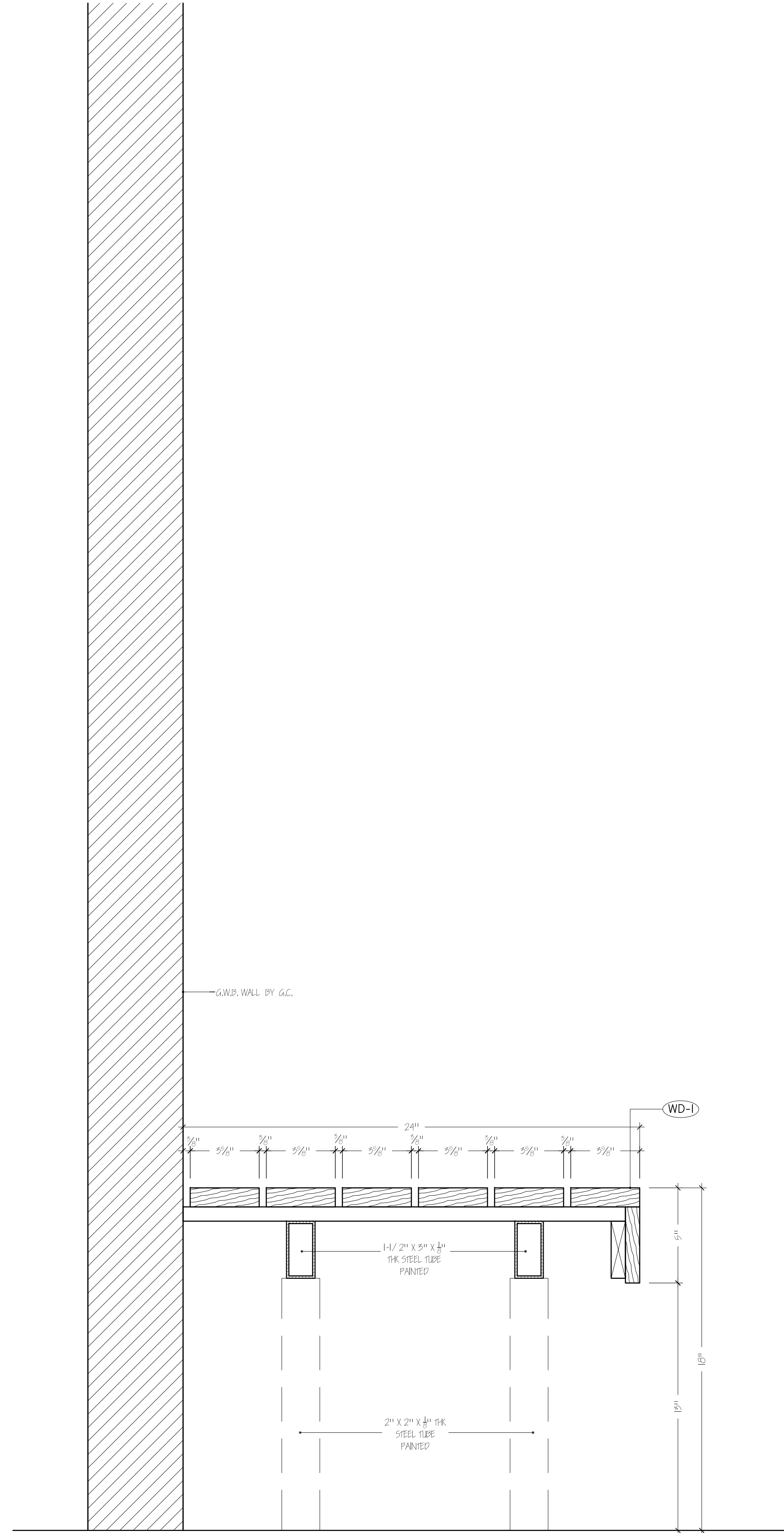
JOB # 0000 DRAWN BY: ES
 Date: 09-16-2013 DRAWING NO.
 AWI Std: CUSTOM **4.01**



PLAN
SCALE: 1-1/2" = 1'- 0" SHOWER A126
ARCH: 1/A401



A ELEVATION
SCALE: 1-1/2" = 1'- 0" SHOWER A126
ARCH: 10/A401



S1 SECTION
SCALE: 3" = 1'- 0" SHOWER A126

| # | Description | Revisions: | By: | Date: |
|---|-------------|------------|-----|-------|
| | | | | |
| | | | | |
| | | | | |
| | | | | |
| | | | | |
| | | | | |
| | | | | |
| | | | | |
| | | | | |
| | | | | |
| | | | | |
| | | | | |
| | | | | |
| | | | | |
| | | | | |
| | | | | |
| | | | | |
| | | | | |
| | | | | |
| | | | | |
| | | | | |
| | | | | |

**FACTORY FINISHING IS REQUIRED
ALL DIMENSIONS TO BE FIELD VERIFIED BY AMC
ALL MATERIALS SHOWN ON THESE DRAWINGS & LISTED
IN THE CONTRACT SCOPE OF WORK ARE INCLUDED;
ALL OTHER MATERIALS ARE EXCLUDED.**

AMERICAN MILLWORK AND CABINETRY, INC. IS THE SOLE OWNER OF THIS DRAWING AND THE DRAWINGS, DETAILS AND OTHER DESCRIPTIONS SHOWN ON THIS PRINT CANNOT BE REPRODUCED IN ANY WAY WITHOUT THE EXPRESSED WRITTEN AUTHORIZATION OF AMERICAN MILLWORK AND CABINETRY, INC. AMERICAN MILLWORK AND CABINETRY IS NOT LIABLE FOR ANY ERRORS HERE THAT MAY AFFECT ANY OTHER TRADE.

AMERICAN MILLWORK & CABINETRY, INC.

840 BROAD STREET • EMMALUS, PA 18049
610.965.0040 PH. 610.965.0043 FAX

ARCHITECTURAL WOODWORK INSTITUTE

TITLE:

**ACC 7
DATA CENTER
SHOWER A126**

| | |
|-----------------|--------------|
| JOB # 0000 | DRAWN BY: GR |
| Date: 09-16-13 | DRAWING NO. |
| AWI Std: CUSTOM | 5.01 |